

SEQUENTIAL MINIMAL OPTIMIZATION WITH RANDOM FOREST ALGORITHM (SMORF) USING TWITTER CLASSIFICATION TECHNIQUES

J.Uma¹ and Dr.K.Prabha²

*Research scholar¹,
Assistant Professor²*

*Department of Computer Science^{1,2}
Periyar University PG Extension Centre^{1,2}, Dharmapuri^{1,2}, 636701.*

Summary

Sentiment categorization technique be commonly isolated interested in three significant classifications name Machine Learning Procedure (ML), Lexicon Based Method (LB) also finally, the Hybrid Method. In Machine Learning Methods (ML) utilizes phonetic highlights with apply notable ML algorithm. In this paper, in classification and identification be complete base under in optimizations technique called sequential minimal optimization with Random Forest algorithm (SMORF) for expanding the exhibition and proficiency of sentiment classification framework. The three existing classification algorithms are compared with proposed SMORF algorithm. Imitation result within experiential structure is Precisions (P), recalls (R), F-measures (F) and accuracy metric. The proposed sequential minimal optimization with Random Forest (SMORF) provides the great accuracy.

Keywords:

Sentiment categorization, Machine Learning Procedure, Lexicon Based Procedure, Random Forest algorithm, sequential minimal optimization, Twitter

1. Introduction

Societal Medias these days be on a blast lately and assumes significant part in everybody's everyday daily practice in this advanced computerized period. Information produced starting public medias contain constant attitude and sentiment of communal in different configurations with language to is gigantic also unstructured. Tweet gives a micro blogging administration be in focal webpage everywhere individuals will in general communicate their opinions and perspectives on up-and-comers just as the ideological groups [1]. Several information otherwise developing procedures be immediately follow accordingly cause a explode into tweet number also giving the novel chance towards discover a pith, the connection concerning electoral actions as well as communal opinion. Tweet gives the stage to clients that convey, decipher in addition to contribute 280 characters send that called as tweet. Tweets presently have Three Hundred and twenty-six

Month (M) to month dynamic clients and accordingly is available through SMS, cell phones and site interface. In addition, 80% of its present clients are dynamic through mobiles. The micro blogging administration clients like Twitter clients will in general commit spelling errors by composing the twitter along with a way with the purpose of the attempt that utilizes emojis in support of communicating perspectives and feelings to them.

2. The natural language processing (NLP) is additionally assuming that significant job moreover it's capable of being utilize to communicate opinion of them. Generally it has web right to use, numerous public media organizing destinations by giving tremendous data operating different points, concerning continuous belonging to everywhere. Relentlessly a normal 6000 tweet is created each subsequent particularly related in-order-to five hundred millions tweet within a day in addition to 350,000 tweets in a moment. Thus tweet gives tremendous wellspring about data together with information working late patterns, individuals opinion, emotion with respect to ongoing as it may be utilized based on information scientific subject matter logical experimentation with acquire important experiences taken away. Distinguishing sentiments, opinion and feelings from printed data accepted as opinion investigation with furthermore termed as sentiment analysis. That is to say the significant exploration regions in natural language processing.

3. Each principles target about opinion investigation must arrange every information in the direction of optimistic either pessimistic extremity so as directed toward distinguish every feelings about a civil as a substitute inclined information [2].The present examination do practiced current few habitat, for example, scam revelation, medical management, banking, commodities exchange, auction along with buying things as well as a few different employment

associations through enhance customer attain also deals, quality construction including some other. Ongoing sentiment examination can huge affect different zones like legislative issues, government and association, races, and organizations as they can rapidly follow up on it and causes them gain benefits by taking vital activities or choices [14].

4. Opinion is connected towards virtually every individual movements seeing as you acquire key implement beside our dynamic. We generally look for others opinions while taking any choices. In reality, associations and business substances are continually ready toward recognize civic including broad assumption around your administrations along with items[3]. Then again, shoppers likewise look for the opinions of existing clients of an item or administration before settling on a choice to buy items and buying in to administrations. Opinion about civic around constitutional applicants as it may be dissected towards gauge after-effects of a political race. Before, associations, governments and business substances used to gather information on centered gatherings for acquiring resident opinions and their sentiments. Governments can get public sentiment previously or in the wake of applying an arrangement to check its viability and acknowledgment. Opinion mining may likewise be utilized in brilliant urban areas to raise opportune alarms on issues/issues talked about by inhabitants for taking care of issues as well as elaborating offices. The capital of India is New Delhi, as of late execute a preliminary execution attributed to constant and different movement guideline on the point of one activity through authority contamination via public assets area. One intriguing use attributed to opinion investigation is measure information through societal medium sources to hear mob point of view upon that arrangement.
5. The previous investigations of sentiment classification utilizing ML approach are not definitive about which includes and administered classification algorithms are useful for planning precise and productive sentiment classification framework. This paper proposes the blend SMO with Random Forest algorithm for expanding the exhibition and proficiency of sentiment classification framework.

2. LITERATURE SURVEY

2.1 Naïve Bayes (NB)

Tseng, Chris & Pateli, N. & Paranjape, Hrishikesh & Lin, T.Y. & Teoh, SooTee. (2012). Credulous Bayes has been broadly concentrated since the 1950s. It is a famous Text classification technique for tackling

record issues as identifying spam or simply indicating the class of the report on the off chance that it has a place with governmental issues, culture, sport, and so on[15]. Already stated that techniques are a probabilistically categorized within a basic structure to checks every blend about qualities as well as recurrence with it an informational index viable and computes probability conformed. NB hypothesis be every basis connected with procedure with expects to the entirety related properties is totally free in opposition to place estimation about every group variables. Processing likelihood for each class by utilizing condition 1.

$$p(b_y | a_n^d) = \frac{p(b_y)p(a_n^d|b_y)}{\sum_{y=1}^c p(b_y)p(a_n^d|b_y)}, y=1, \dots, c$$

Where

$p(b_x)$ is the y_i prior probability,

$p(x_n^d | b_y)$ ← Conditional class probability density function.

2.2 Bayes Net (BN)

A. Rahmatulloh, R. N. Shofa, I. Darmawan and Ardiansah, (2021) Bayesian nets (BN) be every interconnection base structure to be fundamentally utilized as examining with speaking to every model to include vulnerability. BN network learn a fundamental connections with apply they execute steady information. Through execute classifications, initial the inputs node should be present position with every proof along with afterward every yield node be able to questioned also investigated utilizing exemplar Bayesian group derivation.

2.3 SVM classifier

S. Naz, A. Sharan and N. Malik (2018) SVM classifier is a parallel classifier it changes the information to the higher measurement by utilizing kernel work. It develops the hyper-plane to shape the choice limit. It utilizes the marked highlights for classification. The information focuses which characterize the limit are called as support vectors. Following are sorts of SVM kernel work utilized for the classification.

Polynomial Kernel:

$$K(x_i, x_j) = K(x_i \cdot x_j + 1)^n$$

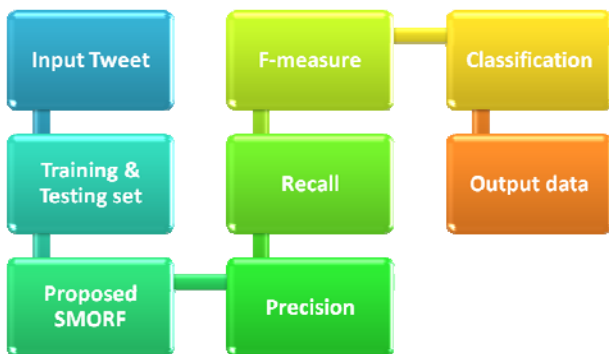
Sigmoid Kernel: = $\tanh(K(x_i, x_j) - \theta)^n$

RBF Kernel: $K(x_i, x_j) = e^{-\gamma \|x_i - x_j\|^2 / 2\sigma^2}$

Here $K(x_i, x_j)$ is kernel function.

3. RESEARCH METHODOLOGY

Here the classification and identification be complete base scheduled one optimization technique termed sequential minimal optimization with Random Forest algorithm (SMORF). The below figure represent the workflow of proposed methodology.



(Figure 1: Workflow of the proposed method)

The classification and identification be complete base scheduled one optimization technique termed SMO (sequential minimal optimization) with RF (Random Forest). Every input information be separated within littlest second quadratic programmed issues with we are unraveled systematically. SMO is mainly relevant used for huge data file. Every enormous data file expends extra opportunity near measure. Through apply SMO every complete instance appropriate engaged can be improved the process of memorization essential be direct within SMO. During SMO matrixes calculation be dodged. Subsequently SMO be quicker in any event, for bigger data files. Every test instance is a lesser amount of while SMO be joined with Random Forest (SMORF). SMO all out information i.e., everyone a twitter be separated equitably testing information and preparing information. All the examples were prepared simultaneously. The SMO be applying at the time preparing instance. In this way cycle is rehashed up till the side hub is reach. Here an initial measure a SMO needs near manage whole informational index. During a instant measure an SMO needs near manage just subdivision about information acquired taken away initial stage. By way of equal process every information a instance appropriate to prepare in addition to test the information can be decreased drastically and disentangle every expectation cycle.

3.1 Sequential Minimal Optimization (SMO)

Sequential Minimal Optimization (SMO) strategy is commonly utilized within preparation cycle about Support Vector Machines (SVM) classification algorithms. SMO

algorithms comprises about numerous optimization planned fundamentally through expand about investigation performance connected with huge datasets. SMO do intended on the way to guarantee towards every algorithm merges by result constant into deteriorate condition. At work through separating an issue interested in a lot containing nuclear second-issues, whatever be unraveled utilizing analytic approaches [4].

3.1.1 Random Forest

RF algorithm is classifier that comprises of set of choice tree classifier that makes a tree based on its ascribes/highlights/terms. The lower number of term in every classification to forestall and cut-off un-related term in every classification caused of miss-marking or ambiguity tweet with various discernments. So the lower number of greatest terms in every class could deliver the better for RF algorithm. Every Random forest classified persist pick used calculated here cycle chiefly because of the way that it can make up for over fitting towards our preparation set. A concert about every classified is approved utilizing a fivefold cross validation (CV) because of our strength. Current fivefold CV, every first data file be at random apportioned interested in five subgroup, everywhere the solitary subgroup be held because an approval information used for test with a staying four subgroups are utilized since preparing information. A cross validation cycle is next rehashed multiple periods through every one concerning five subgroups utilized precisely before while an approval information. An outcome starting a fold is found the middle value of to create a solitary assessment [5].

RF most of the adaptable machine learning algorithms fit for operating one and the other classifications and regressions errands. RF is troupes learn models, everywhere a couple of feeble model consolidate near shape a prevailing form. During a Random Forest, individual develops numerous trees rather than any of solitary choice trees. RF is a sort about learn technique to consolidates every couple of frail model in the direction of frame a great paradigmatic. RF rather than a solitary tree choice, individual develop numerous trees. Implementation connected with Random Forest abide while per the following everywhere all ranking be embedded and created like follow:

Stage I: informational collection like preparing situate. Allow a term think about N numeral about case in preparing locate. Random example of N case is appropriated by substitution. These arbitrary examples do consider while preparing embed as developing tree.

Stage II: with the condition that D put in factors is around, along with amount as concerns variables $d < D$ be on every hub, d random factors be chosen away coming from D. Every preeminent divide

scheduled the particular d factors be utilized near part the hub. Even as developing the cover, estimation about d obtain reserved steady.

Stage III: Every ranking be developed in the direction of biggest degree conceivable also around stay never prune.

Stage IV: aggregate every expectation about n tree use through anticipates latest information. (viz, dominant part choose in favor of classifications, normal used as regressions) [6].

Provide for every entire data file in the process of ‘DS’ also it persist separated within dual data files DS_i also DS_j. Again the statistics be able to be optimize while follow,

MaxW(DS)=

$$\sum_{i=0}^n DS_i - 1/2 \sum_{i=0}^n \sum_{j=0}^n DS_i DS_j x_i x_j k(y_i, y_j) \quad (1)$$

Subject to $\sum_{i=0}^n DS_i x_i = 0$, only

DS₁ and DS₂ are allowed to change.

$$DS_2^{new} = DS_2^{old} + x_2 \{E_2^{old} - E_2^{old}\} / k \quad (2)$$

Where

$$E_i = f(y_i) - x_i$$

$$E_i = (\sum_{j=0}^n DS_j x_j k_j l - c) - x_i \quad (3)$$

Algorithm for SMORF:

Effort: Fixed based on twitters
 Step 1: Assign nevery preparation regular
 Step 2: Examine binary valuables drastically
 Step 3: Develop dual ideals
 Max W (DS) =

$$\sum_{i=0}^n DS_i - \frac{1}{2} \sum_{i=0}^n \sum_{j=0}^n DS_i DS_j x_i x_j k(y_i, y_j)$$

Step 4: Find out the new values

$$DS_2^{new} = DS_2^{old} + x_2 \{E_2^{old} - E_2^{old}\} / k$$

$$E_i = f(y_i) - x_i$$

$$E_i = (\sum_{j=0}^n DS_j x_j k_j l - c) - x_i$$

Step 5: Reset new values
 Step 6: Repeat steps3, four as well as five towards very ideals till Every junction gets extended.
 Step 7: Reset original preparation regular.
 Step 8: Catch every decline price based on individual flexible.
 Step 9: That progression stay repetitive till every diagram based on created.
 Step 10: Compute accuracy, prediction, recall, f-measure considering every captured courses.
Output: accuracy, prediction, recall, f- measure.

3.2 Performance Metrics

Performance metrics is able to describe in the coming:



Figure 2: Performance Metrics

3.2.1. Accuracy:

Accuracy be able to stand distinct equally proportion based on right portrait by way of explanation accurately categorized models just before every complete quantity based on examples. Every accuracy be able to symbolized by way of [7],

$$Accuracy = \frac{Correctly\ classified\ samples}{Total\ number\ of\ samples} \quad (4)$$

3.2.2. Precision:

It tends to stand well-defined in place of every portion based on appropriately classified models to the absolute quantity as concerns progressive examples.

$$Precision = \frac{True\ positives}{Positive + False\ Positives} \quad (5)$$

3.2.3. Recall:

The situation exists proportion appropriately expected progressive examples.

$$Recall = \frac{True\ positive}{True\ Positive + False\ Positives} \quad (6)$$

3.2.3. F-measure:

F-measure remains every subjective balance based one vokeas well as precision. F-measure move further suitable matched towards accurateness.

$$F - measure = \frac{2 * (Recall * Precision)}{(Recall + Precision)}$$

----- (7)

4. EXPERIMENTAL RESULTS

The three existing classification algorithms are compared with proposed SMORF algorithm. Replication outcome shapping experimental method that can be given in Tables. Precision (P), recall (R), and F-measure (F) are shown in every following tables [8].

4.1 Precision Comparison

	NB	BN	SVM	SMORF
Positive	0.32	0.36	0.39	0.41
Negative	0.44	0.46	0.51	0.60
Other	0.81	0.85	0.88	0.91

Board 1: Assessment board appropriate to Precision

We can take three existing algorithms and compute the performance of evaluation then get the result, the proposed sequential minimal optimization with Random Forest (SMORF) provides the great results.

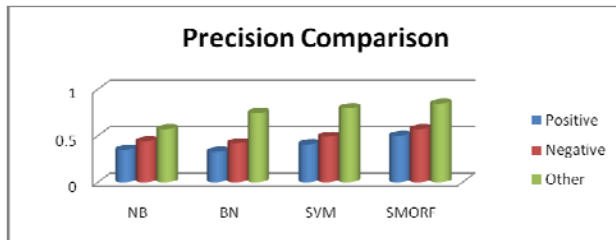


Figure 3: Contrast diagram based on Precision

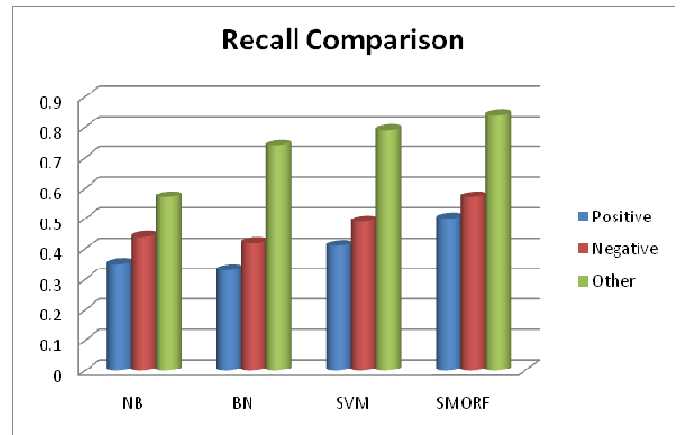
Contrast diagram based on precision determines every dissimilar values of Current system then proposed SMORF, comparing present algorithms ideals with proposed SMORF values positive tweets, also proposed Sequential Minimal Optimization with Random Forest (SMORF) provides the great results[11].

4.2 Recall Comparison

	NB	BN	SVM	SMORF
Positive	0.58	0.28	0.31	0.47
Negative	0.63	0.62	0.66	0.53
Other	0.43	0.67	0.69	0.86

Table 2: Comparison table of Recall

Although relating every Present system as well as projected SMORF that wished-for SMORF affords well outcomes. Comparing current algorithms ideals with proposed SMORF values positive tweets, and negative tweets also other. The proposed sequential minimal optimization with Random Forest (SMORF) delivers these boundless effects [12].



Number 4: Evaluation plan about Recall

It shows the altered principles attributed to Prevailing system, every projected SMORF ideals remain superior to present system. The proposed Sequential Minimal Optimization with Random Forest (SMORF) provides the great results[13].

4.3 F-measure Comparison

	NB	BN	SVM	SMORF
Positive	0.35	0.33	0.41	0.50
Negative	0.44	0.42	0.49	0.57
Other	0.57	0.74	0.79	0.84

Table 3: Evaluation board about F-Measure

Evaluation about F-measure clarifies are Sequential Minimal Optimization with Random Forest (SMORF), Comparing present algorithms with proposed SMORF values positive tweets, the proposed sequential minimal optimization with Random Forest (SMORF) affords every unlimited outcomes[9].

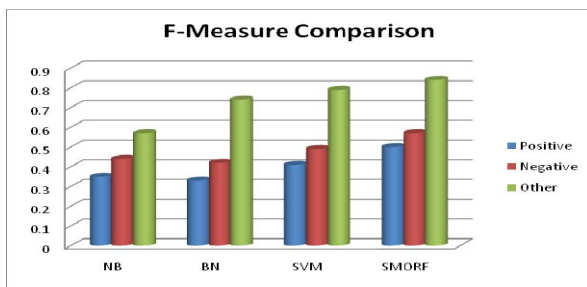


Table 5: Evaluation diagram about F-Quantity

Comparing present algorithms ideals with proposed SMORF values positive tweets. The proposed sequential minimal optimization with Random Forest (SMORF) provides the great results [10].

4.4 Accuracy Ratio

NB	0.09	0.12	0.17	0.22
BN	0.08	0.1	0.14	0.19
SVM	0.15	0.22	0.27	0.38
SMORF	0.23	0.31	0.39	0.49

Table 4: Comparison table of Accuracy Proportion

Accuracy ratio can predicted existing algorithm

such as NB, BN, SVM, comparing SMORF the highest accuracy ratio. Every recommended sequential minimal optimization with Random Forest (SMORF) provides the great accuracy.

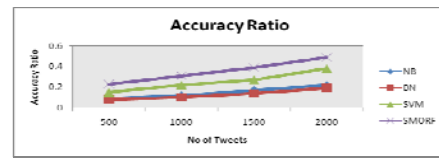


Figure 6: Assessment graph about Accurateness Proportion

This accuracy ratio shows that sequential minimal optimization with Random Forest (SMORF) provides the great accuracy.

5. CONCLUSION

Sentiment analysis is a difficult problem in light of programmed identification of text semantic, so it is fundamental to learn the pattern of text and give the effective load to every keyword. In this chapter proposed every development technique termed SMO (sequential minimal optimization) with RF (Random Forest). This approach has numerous focal points similar to enhancing absolute instruction. The situation is adaptable particularly extra appropriate in place of huge word processing file. Mean while tweet files remain great in modern scope, beyond spread over SMORF every arrangement package endure simplified among acceptable precision.

REFERENCES

1. A. Rahmatulloh, R. N. Shofa, I. Darmawan and Ardiansah, "Sentiment Analysis of Ojek Online User Satisfaction Based on the Naïve Bayes and Net Brand Reputation Method," 2021 9th International Conference on Information and Communication Technology (ICoICT), 2021, pp. 337-341, doi: 10.1109/ICoICT52021.2021.9527466.
2. D Venkataraman and Mangayarkarasi N, "Computer Vision Based Feature Extraction of Leaves for Identification of Medicinal Values of Plants", IEEE International Conference on Computational Intelligence and Computing Research, 978-1-5090-0612-0/16/\$31.00 ©2016 IEEE.
3. Fire Department of MPSFire Statistical Yearbook of China, Beijing: China Personnel Press,2012.
4. H. X. Kan, L. Jin, and F. L. Zhou," Classification of Medicinal Plant Leaf Image Based on Multi-Feature Extraction", Pattern Recognition and Image Analysis, Vol. 27, No. 3, 2017, pp. 581–587, 1054-6618. © Pleiades Publishing, Ltd.
5. K. PranithaKumari, A. Venugopal Reddy and S.Sameen Fatima, "Web page genre classification: Impact of n-gram lengths," International Journal of Computer Applications, vol. 88(13), February 2014.

6. Manojkumar P., Surya C. M., and Varun P. Gopi, "Identification of Ayurvedic Medicinal Plants by Image Processing of Leaf Samples", 2017 Third International Conference on Research in Computational Intelligence and Communication Networks (ICRCICN), pp 978-1-5386-1931-5.
7. Marco Seeland, Michael Rzanny, Nedalaqraa, Jana Waldchen, Patrick Maier, "Plant species classification using flower images—A comparative study of local feature representations", PLOS ONE | DOI: 10.1371/journal.pone.0170629 February 24, 2017.
8. Mr. K. Nithiyandhan and Prof.T. Bhaskara Reddy, "Analysis of the Medicinal Leaves by using Image Processing Techniques and ANN", Vol 8, No. 5, ISSN No. 0976-5697, May-June 2017.
9. P. Majumder, Kevin Crowston, Marie Williams, "Reproduced and Emergent Genres of Communication on the World-Wide Web", The Information Society, publisher Taylor & Francis, vol. 16(3), pp. 201-215, 2000.
10. PradeepkumarChoudhary, Rahul Khandekar, AakashBorkar, and PunitChotaliya, "Image processing algorithm for fruit identification", International Research Journal of Engineering and Technology (IRJET), Vol 4 Issue 3, e-ISSN: 2395 -0056, p-ISSN: 2395-0072, Mar -2017.
11. Pushpa BR, Anand C and MithunNambiar P," Ayurvedic Plant Species Recognition using Statistical Parameters on Leaf Images", International Journal of Applied Engineering Research, Volume 11, Number 7, 2016, 0973-4562.
12. Riddhi H. Shaparia, Dr.Narendra M. Patel and Prof. Zankhana H. Shah," Flower Classification using Texture and Color Features", International Conference on Research and Innovations in Science, Engineering &Technology, Volume 2, 2017, Pages 113–118.
13. RuaaAdeebAbdulmunem Al-falluji, "Color ,Shape and Texture based Fruit Recognition System", International Journal of Advanced Research in Computer Engineering & Technology (IJARCET) Volume 5, Issue 7, ISSN: 2278 – 1323 ,July 2016.
14. S. Naz, A. Sharan and N. Malik, "Sentiment Classification on Twitter Data Using Support Vector Machine," 2018 IEEE/WIC/ACM International Conference on Web Intelligence (WI), 2018, pp. 676-679, doi: 10.1109/WI.2018.00-13.
15. Tseng, Chris &Pateli, N. &Paranjape, Hrishikesh& Lin, T.Y. &Teoh, SooTee. (2012). Classifying twitter data with Naïve Bayes Classifier. 294-299. 10.1109/GrC.2012.6468706.
16. Wei Bi, James T. Kwok, "Efficient Multi-label Classification with Many Labels", Proceedings of the 30th International Conference on Machine Learning (ICML13), pp. 405-413, 2013.



J.Uma completed his Bachelor of Computer Science degree in Vivekananda College of Arts & Science, Tiruchengode and completed her Master of Computer Applications degree in Anna University in Chennai in the year 2005 and 2008 respectively. she has completed his Master of Philosophy in PRIST University in the year 2012. She has 6 Years and 7 Months Experience in the field of Assistant Professor in Salem. She has published 10 articles in different International Journals. She presented 2 papers in international conference and 1 paper in national conference. He participated in International seminar and a national seminar. She is pursuing his PhD degree in Periyar University. His areas of interest are Data Mining, Machine Learning.